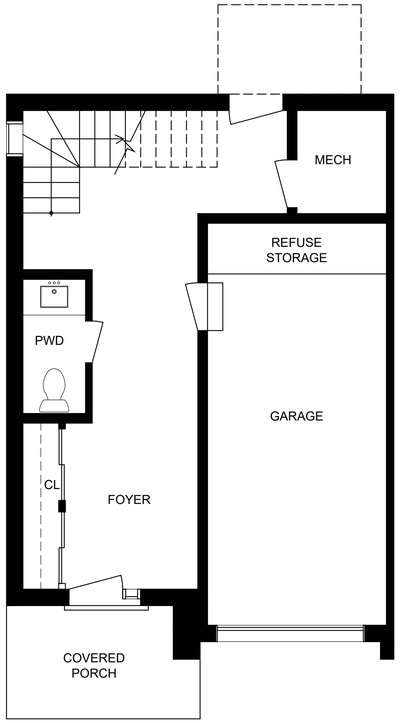

MAIN FLOOR

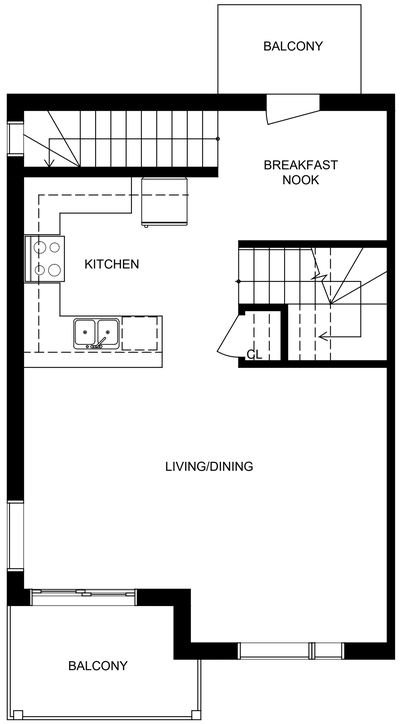

SECOND FLOOR

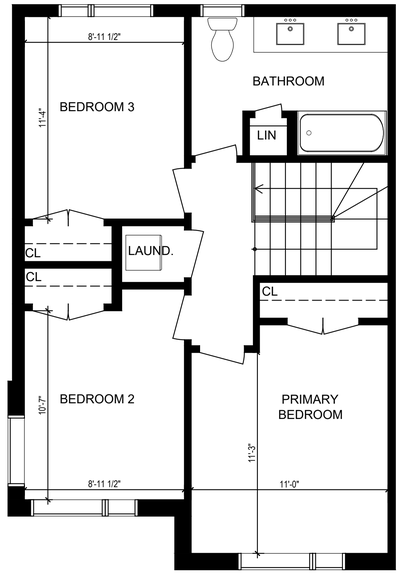

THIRD FLOOR

2 / A1.00 TYPICAL END UNIT

1/4"=1'-0"

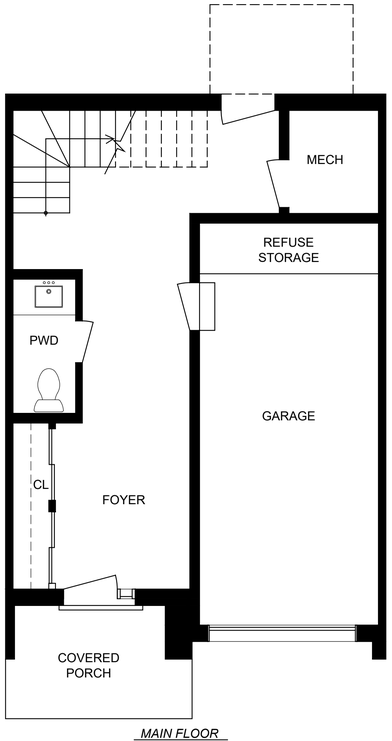

MAIN FLOOR

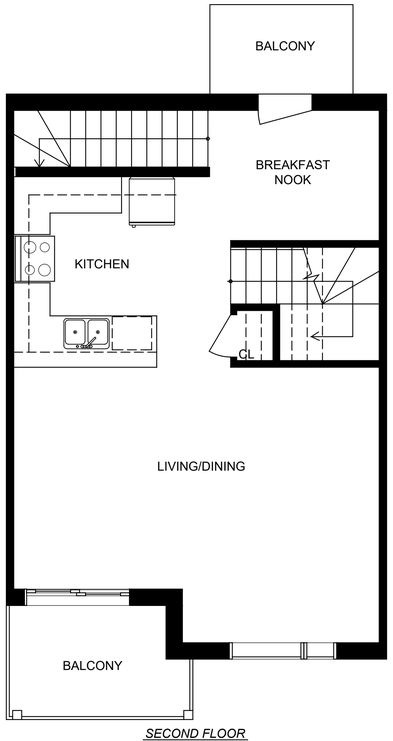

SECOND FLOOR

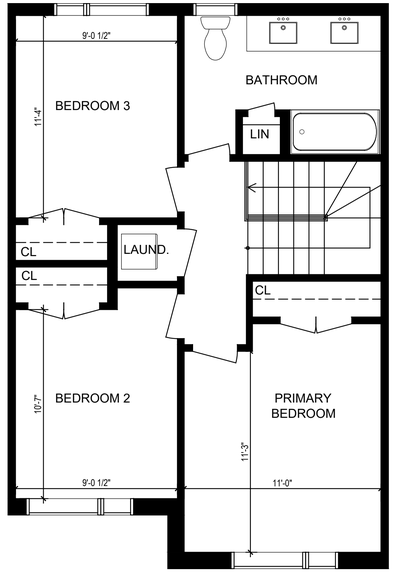

THIRD FLOOR

1 / A1.00 TYPICAL INTERIOR UNIT

1/4"=1'-0"

CONTRACTOR MUST CHECK AND VERIFY ALL DIMENSIONS AND JOB CONDITIONS BEFORE PROCEEDING WITH WORK.

ALL DRAWINGS AND SPECIFICATIONS ARE THE PROPERTY OF THE ARCHITECTS AND MUST BE RETURNED AT THE COMPLETION OF THE WORK

THE CONTRACTOR WORKING FROM DRAWINGS NOT SPECIFICALLY MARKED "FOR CONSTRUCTION" MUST ASSUME FULL RESPONSIBILITY AND BEAR COSTS FOR ANY CORRECTIONS OR DAMAGES RESULTING FROM HIS OR HER WORK.

KEY TO DETAIL LOCATION

No. DETAIL NUMBER
No. DRAWING SHEET NUMBER

PRINTS ISSUED	No.	DATE (DD,MM,YY)	BY
-	-	-	-

ALL PREVIOUS ISSUES OF THIS DRAWING ARE SUPERSEDED

REVISIONS TO DRAWING	No.	DATE (DD,MM,YY)	BY
-	-	-	-

NOT FOR CONSTRUCTION

BUILDING PERMIT NUMBER:

NOT FOR CONSTRUCTION WITHOUT PERMIT

KNYMH ARCHITECTURE • SOLUTIONS

3190 HARVESTER ROAD • SUITE 202
BURLINGTON, ONTARIO • L7N3T1
T 905.639.6595
F 905.639.0394

www.knymh.com info@knymh.com

PRELIMINARY

TOWNHOUSE DEVELOPMENT

253 & 259 LIMERDIDGE ROAD WEST
HAMILTON, ONTARIO

DRAWING SHEET TITLE:

CONCEPT FLOOR PLANS

DRAWING SCALE: 1/4" = 1'-0"

MH PROJECT NUMBER: 22048

DRAWN BY: --

ISSUED DATE: Issue Date

PLOT DATE: December 13, 2022

DRAWING SHEET NUMBER: A1.00